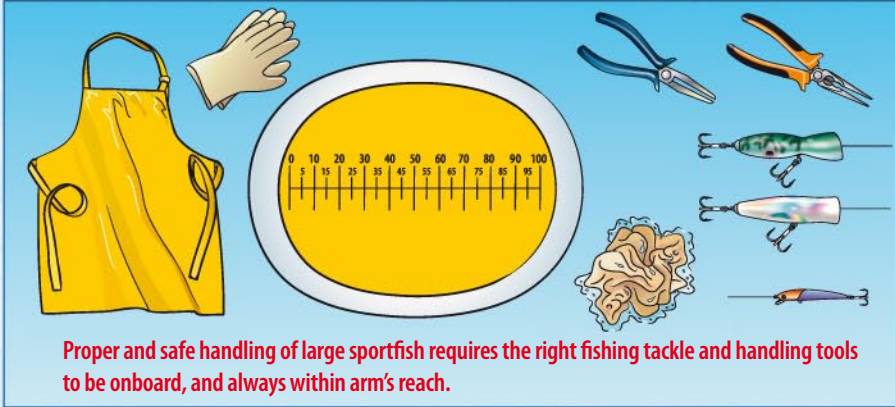





Handling guidelines for sportfish

Species—Part two:

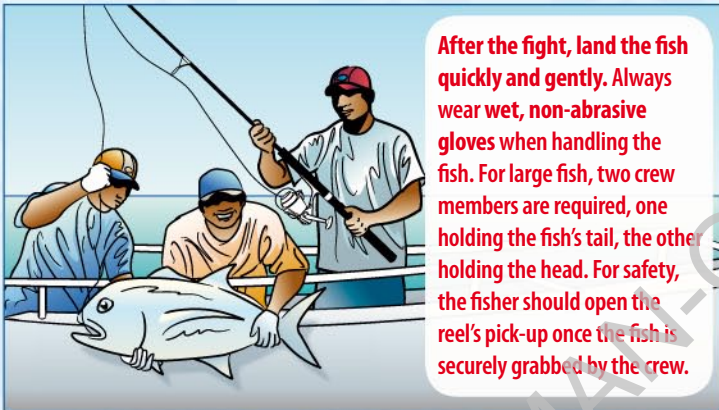
GIANT TREVALLY and other large fish



Proper and safe handling of large sportfish requires the right fishing tackle and handling tools to be onboard, and always within arm's reach.



Always use barbless hooks – this will make unhooking fish easier. Make your own from standard hooks or buy them barbless.



After the fight, land the fish quickly and gently. Always wear wet, non-abrasive gloves when handling the fish. For large fish, two crew members are required, one holding the fish's tail, the other holding the head. For safety, the fisher should open the reel's pick-up once the fish is securely grabbed by the crew.



Land and dehook the fish on a landing mat – vinyl material is best. Cover the fish's eyes with a wet cloth during the dehooking process. The fish can be measured at the same time.

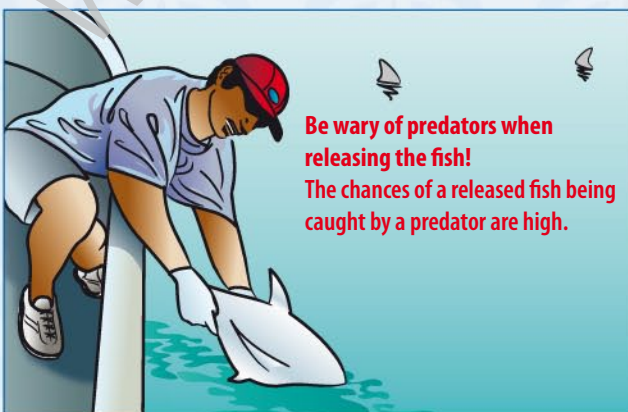


If you take a photograph, do this as quickly as possible.

The fisher should wear a vinyl apron; this will limit chances of bruising/damaging the fish's skin. If you are a customer, show the guide how to use your camera (before the trip!).



Never grab the fish by the gills and never lift it by the tail only.



Be wary of predators when releasing the fish! The chances of a released fish being caught by a predator are high.



60 seconds!

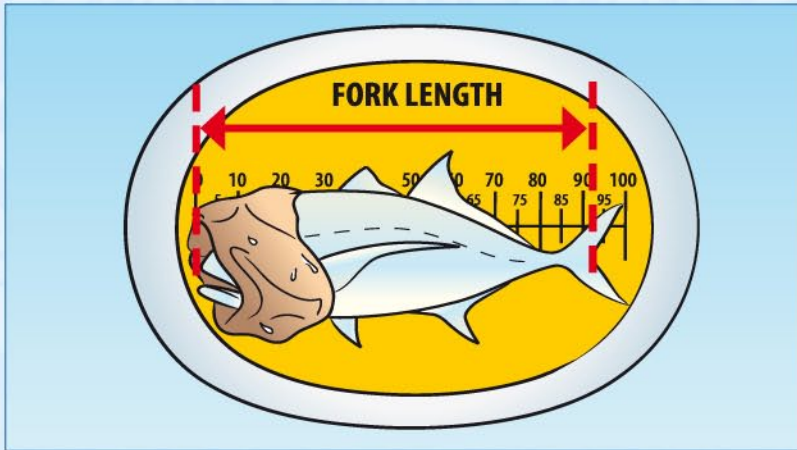
The whole onboard handling process should not exceed one minute!



Handling guidelines for sportfish

Species—Part two:

GIANT TREVALLY and other large fish



Length (cm)	Weight (kg)	Length (cm)	Weight (kg)
30	0,6	90	16,1
35	0,9	95	18,9
40	1,4	100	22,1
45	2,0	105	25,6
50	2,7	110	29,5
55	3,6	115	33,7
60	4,7	120	38,3
65	6,0	125	43,3
70	7,5	130	48,8
75	9,3	135	54,7
80	11,3	140	61,0
85	13,5	145	67,9

Weight can be determined from fish measurement so you do not need to weigh the fish on board. This makes onboard handling quicker and reduces the stress on the fish. For giant trevallies, use this table giving the fork length-weight relationship.

Recommendations: “Be a responsible angler”



Respect the local culture and traditions, enquire about marine reserves and do not fish in them, behave politely with other fishers and lagoon users.



Limit your fishing effort in any one area, try to spread your fishing activity over several locations.



If you catch a tagged fish, measure the fish, keep the tag and note your position, the date and the tag number. Send this information and the tag to your Fisheries Department or the research institution noted on the tag.



Act “green” and keep the lagoon clean! Do not dispose of non-biodegradable rubbish at sea. Always take your rubbish back with you and dispose of it in an appropriate place.



Use four-stroke outboard engines rather than two-stroke. They consume and pollute less!